



●NAGOYA

AICHI SKY EXPO

AICHI

OSAKA

TOKYO

Aichi Sky Expo

Chita Peninsula

CONCEPT

展示会、コンサート、会議、企業イベントにも対応
Accommodating exhibitions, conferences, concerts and corporate events.
它还支持展览、音乐会、会议、企业活动。

陸、海、空
すべてをつなぐ玄関口
Japan Gateway to the world

连接陆地、海洋和天空的门户
日本の中心地域に位置し、
中部国際空港(セントレア)に直結
In the heart of Japan with a direct access
to Chubu Centrair International Airport.
位于日本中部地区，与中部国际机场
(Centrair)直接相连

日本一の
産業集積
地域に位置
Located in Japan's
largest industrial
area
位于日本最大
的产业集积区

名古屋駅から
名鉄利用で最速28分
Only 28 min from Nagoya Station
by Meitetsu railways
从名古屋站乘坐名铁，最快28分钟

20mの天井高、
10000㎡の広さで
多様なニーズを
実現する、
ホールA

Hall A multi-purpose
10,000 flexible space
with 20m ceiling height, catering
to all your needs. 多功能大厅A，
层高20m，拥有10000㎡灵活的
活动空间，可以满足您的各种活动需求

地域の豊富な
食を堪能
diverse and high-quality cuisine
客人可以享用该地区丰富的美食

国内最大級60,000㎡の
広大なスペース
60,000㎡ space is the largest
of this kind in Japan
占地面积60,000平方米，
是全国最大的

日本一近代的な国際会議・展示場。

日本初の国際空港直結型。

日本唯一の常設の保税展示場。

ものづくりで世界を大きくリードする愛知。

The most modern Convention & Exhibition Center of Japan.

The first Convention & Exhibition Center in Japan with
direct access to an international airport.

The only Convention & Exhibition Center in Japan with
a bonded area.

Located in the 1st industrial region of Japan.

日本首屈一指の现代化国际会展中心。

日本首个与国际机场直接连通的国际会展中心。

日本唯一一个位于免税区内的会展中心。

位于日本首屈一指的工业产区的中心。







Aichi is a technological, industrial, and research capital of Japan, boasting the second highest GRP as well as the highest value of shipments of manufactured products, etc. in the country for 40 years in a row.

The major industries in Aichi are automobile (national market share of 40%), aerospace (five prefectures in the Chubu area together account for a national market share of 50% in the manufacturing of aircraft and related parts), and robotics (national market share of 20%).

Aichi is also a leading prefecture in other industries in Japan including professional machines, fiber, iron and steel, plastic, fine ceramics, rubber products, electronics, and other advanced industries.



ONE OF THE LARGEST EXHIBITION CENTERS IN JAPAN



Aichi Sky Expo supports events and trade fairs of various sizes. Halls B through F are 10,000 m² each and can be used together to make up a maximum floor area of 50,000 m², providing flexibility according to your needs.

Multiple events can be held simultaneously.

Each exhibition hall is accompanied by rooms such as an organizer office, a meeting room, and an organizer storage.

It is the only permanent bonded exhibition center in Japan, offering strong advantages to event organizers and exhibitors from around the world.

With its ultrahigh-speed network, it is also perfect for technology-related events and trade fairs.

A variety of services are available including electricity, suspended objects, cleaning, venue set up, audio-visual equipment, and F&B.



The Knowledge Hub Aichi, an R&D facility of Aichi Prefecture, provides technological development assistance tailored to the technological needs in the industrial world.

Many corporations such as Toyota Motor, Denso, Subaru, Mitsubishi Heavy Industries, and other international industrial corporations have their business establishments in Aichi, making Aichi a perfect place for conferences and meetings on industrial subjects.

In 2017, 192 international conferences were held in Aichi.

One of the main cancer centers in Japan, Aichi Cancer Center, is located in Aichi and the facility has both a hospital and a research center.

Aichi also offers an extensive range of industrial sightseeing spots including factory tours and historic buildings.



AN EXPANSIVE FACILITY FOR CONFERENCES AND CONVENTIONS



18 conference rooms each equipped with the state-of-the-art equipment can be used individually or together to make up a space ranging from 30m² to 800m², accommodating conferences and events of various sizes.

The facility offers a wide variety of services and solutions tailored to each individual event such as conferences, meetings, or new product announcements.

Aichi Sky Expo is operated by Aichi International Convention & Exhibition Center Co., Ltd. —a company co-founded by GL events, who has expertise in organizing events around the world, and Maeda Corporation, who has strong connections in Japan.



EASY ACCESS FROM MAJOR CITIES IN JAPAN



Aichi is located in the center of Japan and has the fourth highest population in the country centering on Nagoya.

Easily accessible from major cities in Japan by shinkansen or car.

Aichi Sky Expo is only five minutes away on foot from the Chubu International Airport, allowing visitors from overseas and major cities in Japan to access it easily by air.

With the opening of the Linear Chuo Shinkansen, travel time between Tokyo and Nagoya will be shortened to 40 minutes and approximately 59.5 million people will be able to access Nagoya within about two hours.



ALSO IDEAL FOR LIVE EVENTS AND e-SPORTS EVENTS



- Multi-purpose Hall A has been designed specifically for concerts, shows, and live events.
- The 10,000m² space without pillars accommodates a wide variety of configurations.
- The theater configuration can hold about 6,500 people.
- Hall A has a ceiling height of 20m and a load capacity of 5t/m².
- Layout can be arranged flexibly for each event.
- In addition to the indoor halls, there is a multi-purpose outdoor site with an approximate area of approx. 40,000m².
- The parking lot can hold about 3,450 vehicles.

Our internationally experienced staff will help you organize successful events.

People, products, ideas.

A relaxing space to fuel the imagination.



Aichi Sky Expo Brand



The brand was decided among more than 2500 public applications from Japan and overseas, aiming to create interest and affection for the future venue.

The name Aichi Sky Expo reflects the architecture of the building and an easy air access. The logo, created by Nagoya-based designer Akio Ogawa with a traditional Japanese taste, is inspired by an appealing image of the sea, the sky, and the wind of the airport island of Tokoname, where the center is located. It represents three capital letters of "Aichi Sky Expo", A, S, E.

Operating company

Aichi International Convention & Exhibition Center Co., Ltd.

5-25-25, Sakae, Naka-ku Nagoya-shi, Aichi, 460-0008, Japan
Tel : +81(0)52-265-7840 Fax : +81(0)52-265-7841
e-mail : info@aichiexpo.com <https://www.aichiskyexpo.com/>



The venue will be operated "Aichi International Convention & Exhibition Center Co.,Ltd", established 19th January 2018, the consortium of GL events and Maeda Corporation.



About GL events

GL events is a world-class provider of integrated solutions and services to event organizers. GL events manages a network of 50 event venues worldwide: convention and exhibition centers, reception and multipurpose facilities.

URL : gl-events.com

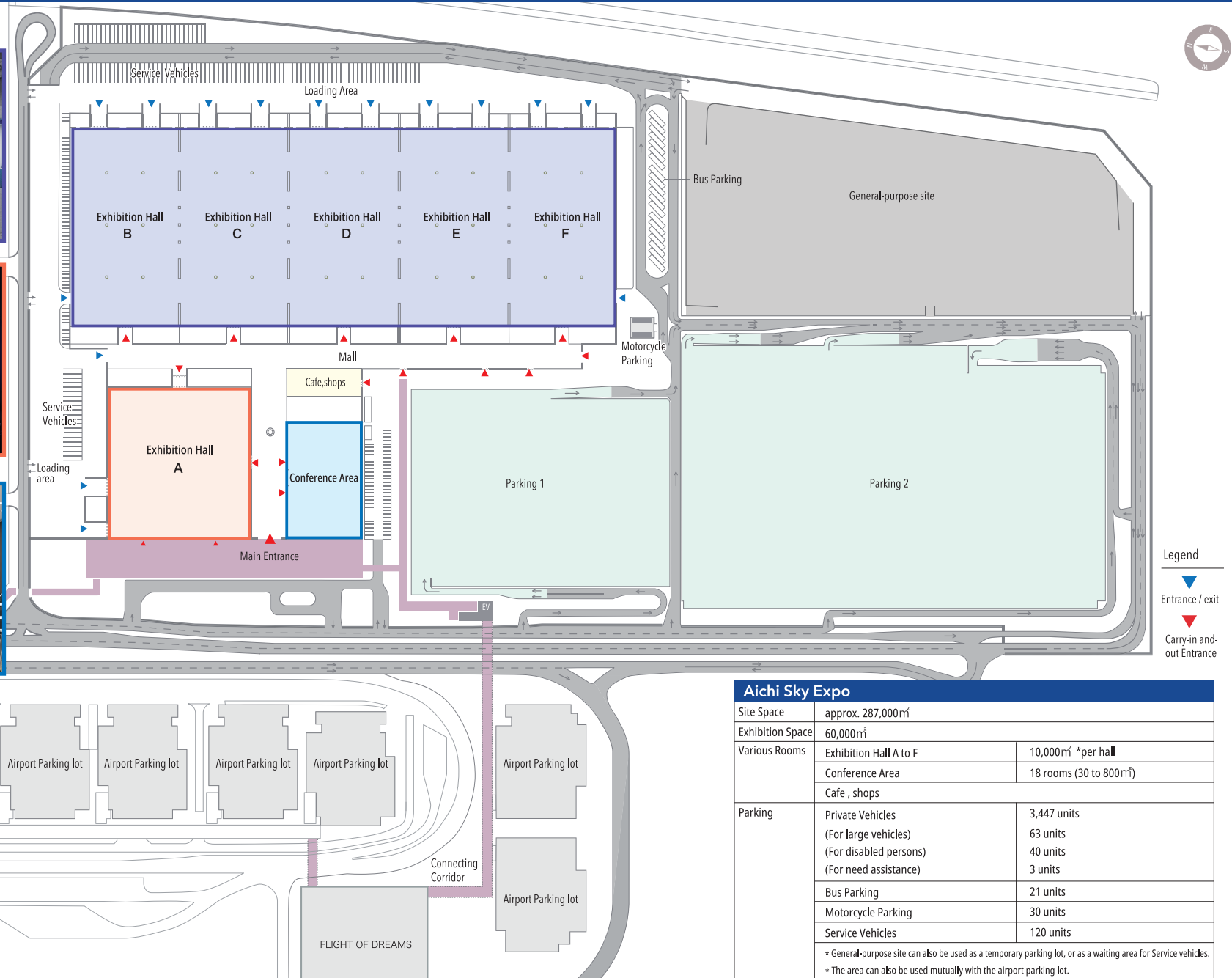


About Maeda Corporation

Maeda Corporation was established in 1919. Its main areas of business are building construction and civil engineering. One of the pioneer companies in the concession business, PFI and renewable energy in Japan, the Corporation operates 8 toll roads in Aichi Prefecture and the terminal links to the Aichi International Exhibition Center.
URL : maeda.co.jp

Extensive exhibition space offering flexible support for a variety of needs

FACILITY

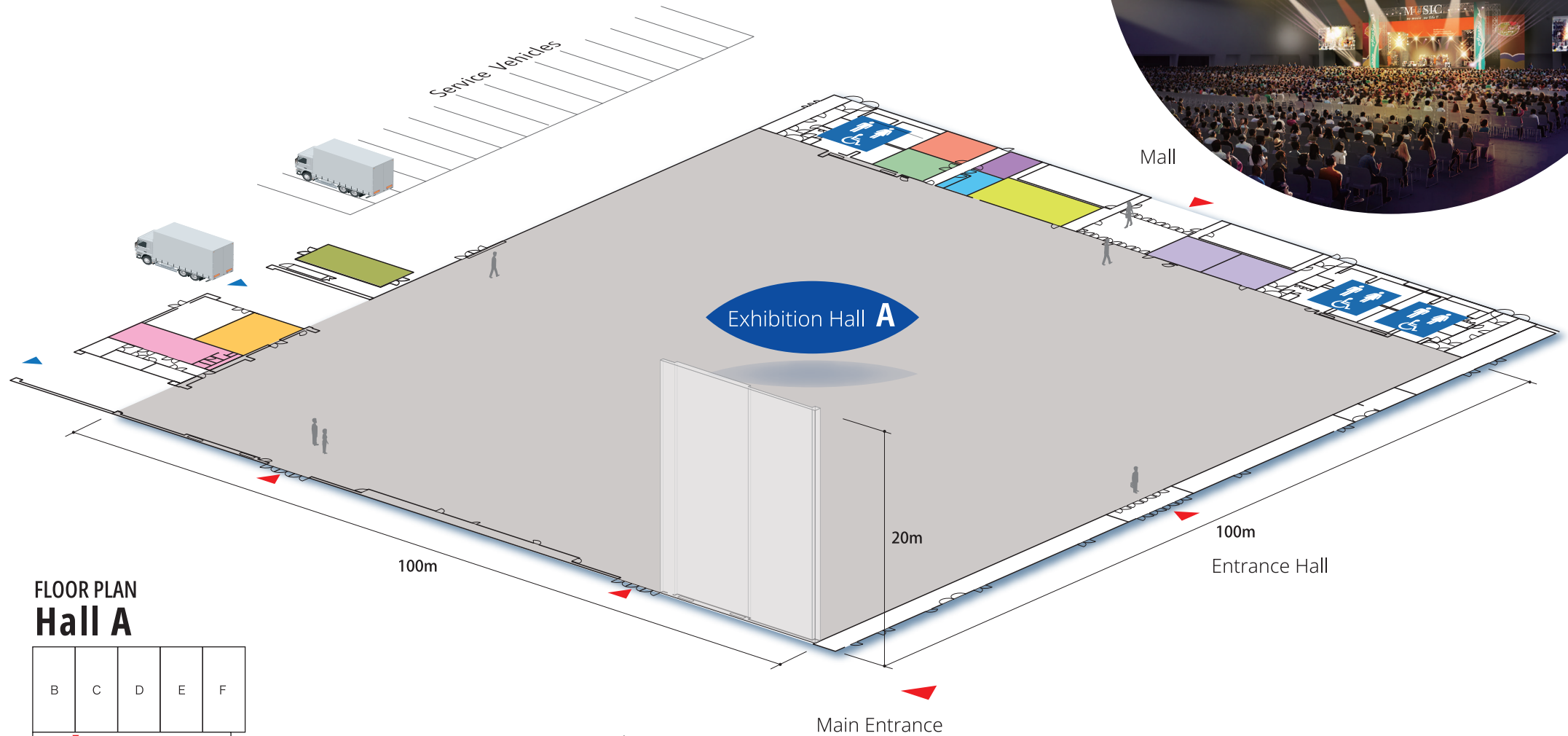


Aichi Sky Expo

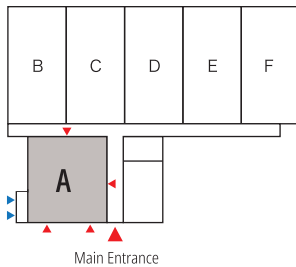
Site Space	approx. 287,000m ²	
Exhibition Space	60,000m ²	
Various Rooms	Exhibition Hall A to F	10,000m ² *per hall
	Conference Area	18 rooms (30 to 800m ²)
	Cafe, shops	
Parking	Private Vehicles	3,447 units
	(For large vehicles)	63 units
	(For disabled persons)	40 units
	(For need assistance)	3 units
	Bus Parking	21 units
	Motorcycle Parking	30 units
	Service Vehicles	120 units
* General-purpose site can also be used as a temporary parking lot, or as a waiting area for Service vehicles.		
* The area can also be used mutually with the airport parking lot.		

FLOOR PLAN Hall A

10,000m² multi-purpose pillar less hall



FLOOR PLAN Hall A



Legend

Toilets/Toilet Accessible	Meeting Room	Storeroom	Dressing Room	Resting Room	Entrance/exit
Organizer Office	Garbage Area	Resting Room, Toilet, Shower Room	Kitchenette	Multipurpose Room	Carry-in and -out Entrance

Flexible exhibition space catering to all of your needs

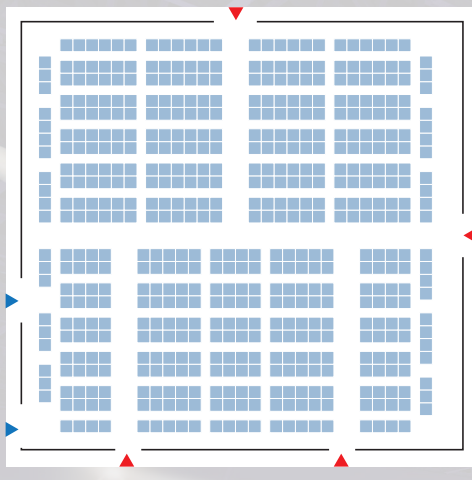
Hall A

Layout usage examples

Unit size 3m×3m • Table 1,800mm×600mm • Chair 500mm×500mm • Round table ϕ 1,800mm

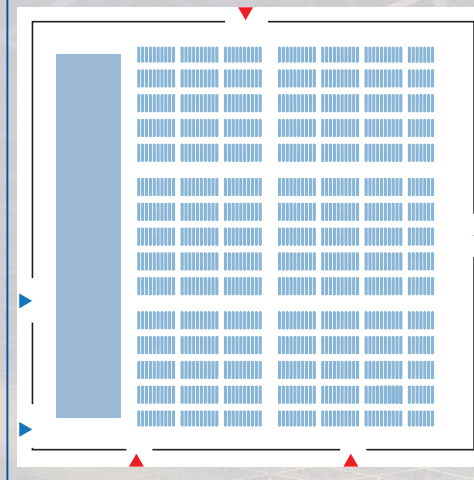
Exhibition

548 units (unit size: 3 × 3 m)



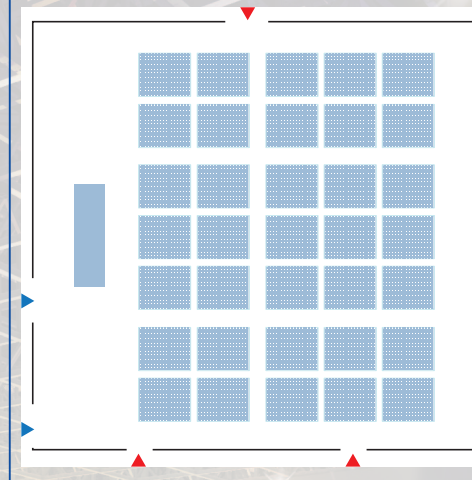
Concert

5,280 seats (stage: 85 × 20 m)




Theater

6,500 seats (stage: 24 × 7.2 m)



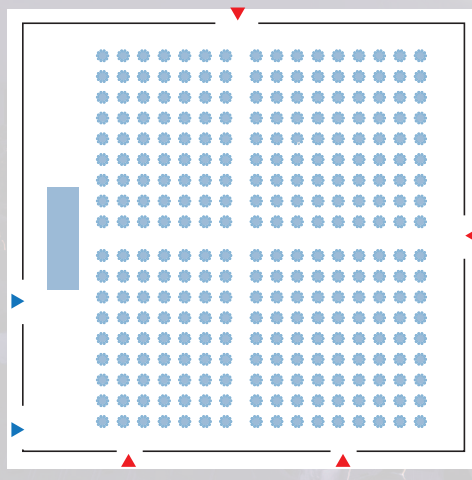
School

5,202 seats (stage: 24 × 7.2 m)



Party

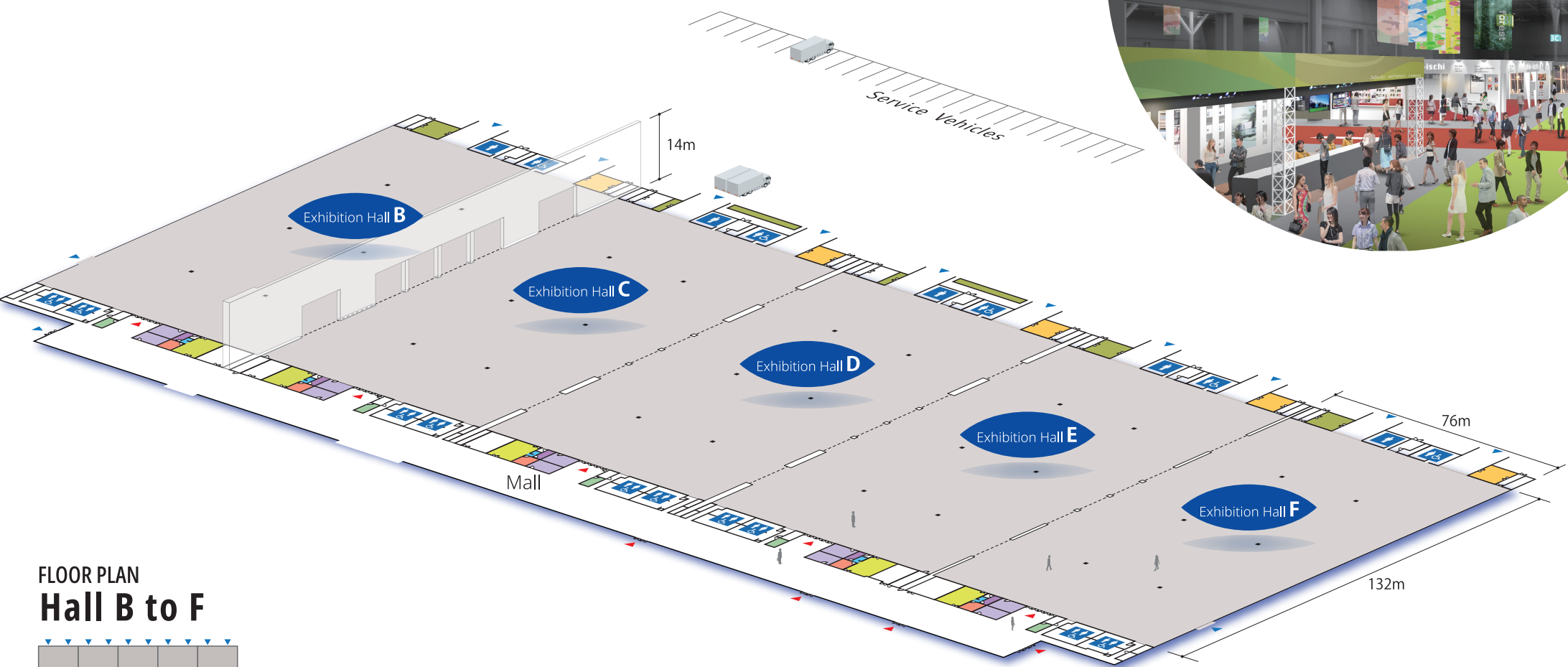
2,880 seats (10 people seat × 288)



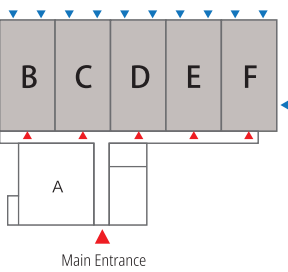
Hall A data

Exhibition Space	10,000㎡(100 × 100m)
Ceiling Height	20m
Effective Height	19~20m
Load Capacity	5t/㎡
Floor	Concrete, Wiring, Piping pit installation
Carry-in and -out Entrance	2 locations (W8.9 × H5.0m, W9.1 × H5.0 m)
Incidental Facilities	Organizer Office (82㎡), Meeting Room × 2 rooms (45㎡), Multipurpose Room (39㎡), Storeroom, Resting Room (with Toilets, Shower Room, 71㎡), Dressing Room, Kitchenette, Resting Room, Garbage Area

Versatile space connecting infinite needs with the future



FLOOR PLAN
Hall B to F



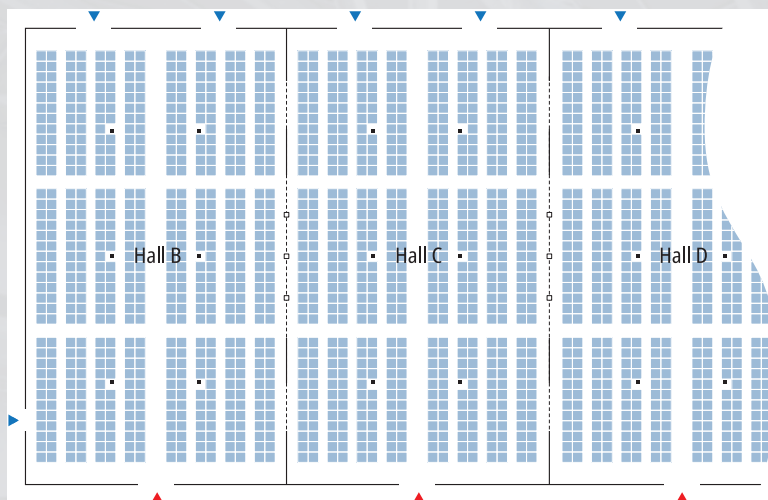
Legend

Toilets/Toilet Accessible	Toilets/Toilet Accessible	Meeting Room	Storeroom	Dressing Room(with Shower)	Resting Room	Entrance / exit
Toilets	Organizer Office	Multipurpose Room	Garbage Area	Kitchenette	Pillar	Carry-in and -out Entrance

The huge 50,000m² space is the largest of its kind in Japan Can accommodate large-scale events and exhibitions

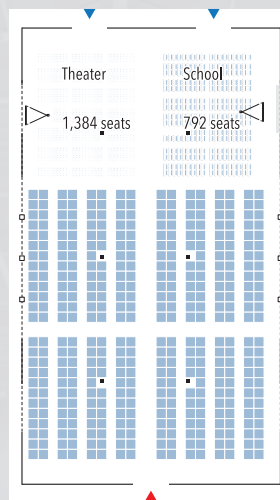
Hall B to F Layout usage examples

Exhibition (An integrated space consisting of Exhibition hall B to F) 2,930 units (unit size: 3 × 3 m)




When using the exhibition hall B to F as a one hall as shown in the above example, the hall accommodates 2,930 units.
(Based on the unit size of 3 × 3 m, main aisle width of 6 m, and sub aisle width of 2.5 m)

Exhibition, joint seminar




The above layout shows a screen and seats, and a seminar is being held in one corner of the exhibition.

Exhibition 586 units



Party 3,120 seats



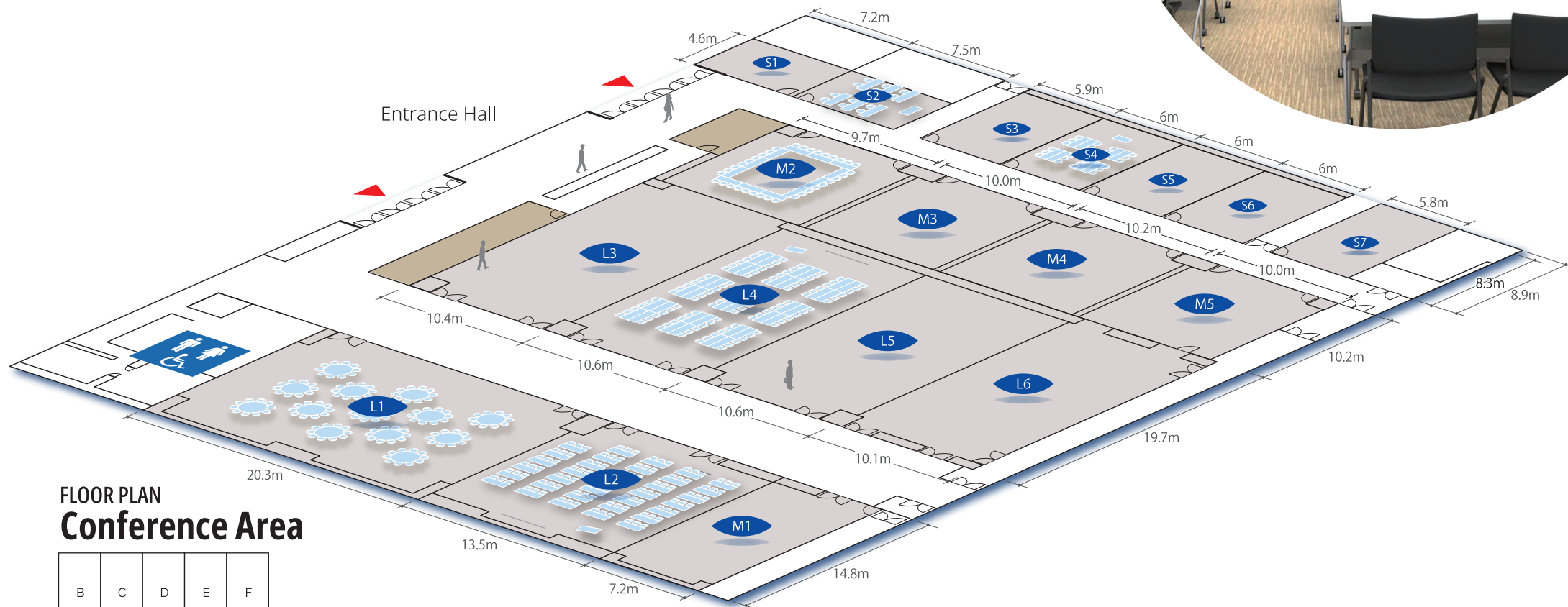
There are 6 shutters (*) separating exhibition halls B to F. An integrated space of up to 50,000m² can be created by opening all shutters. *W13×H8m (2 locations), W10×H8m (4 locations)

Hall B to F data		
Exhibition Space	10,000m ² (132×76m) *per hall	
Ceiling Height	14m	
Effective Height	13~14m	
Load Capacity	5t /m ²	
Floor	Concrete, Wiring, Piping pit installation	
Carry-in and -out Entrances	B, F	3 locations (W10.0×H5.0m(2 locations), W6.0×H8.0m)
	C, D, E	2 locations (W10.0×H5.0m)

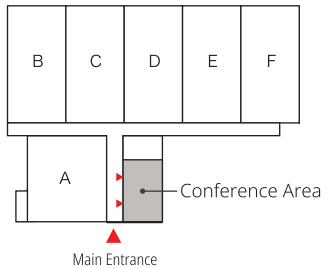
Incidental facilities	
Common	Storeroom, Rest Room, Dressing Room, Shower Room, Kitchenette, Garbage Area
B	Organizer Office (92m ²), Meeting Room × 2rooms (44m ² ・45m ²), Multipurpose Room (16m ²)
C	Organizer Office (92m ²), Meeting Room × 2rooms (44m ² ・45m ²), Multipurpose Room (16m ²)
D	Organizer Office (76m ²), Meeting Room × 2rooms (44m ² ・45m ²), Multipurpose Room (16m ²)
E	Organizer Office (88m ²), Meeting Room × 2rooms (44m ² ・45m ²), Multipurpose Room (16m ²)
F	Organizer Office (92m ²), Meeting Room × 2rooms (44m ² ・45m ²), Multipurpose Room (16m ²)



18 flexible fully equipped meeting rooms from 30m² to 800m²



FLOOR PLAN
Conference Area



Legend



L : Conference Room L
M : Conference Room M
S : Conference Room S

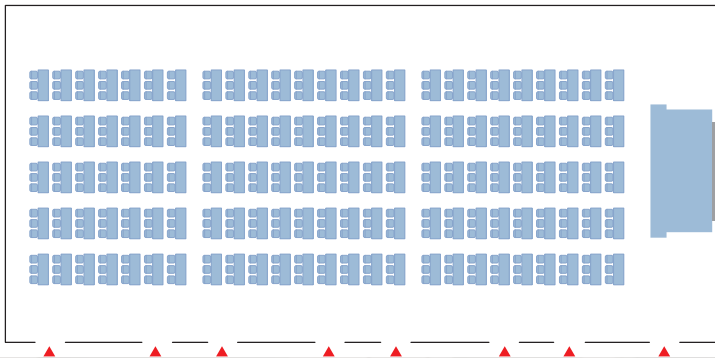
Flexible exhibition space to all of your needs

Conference Area

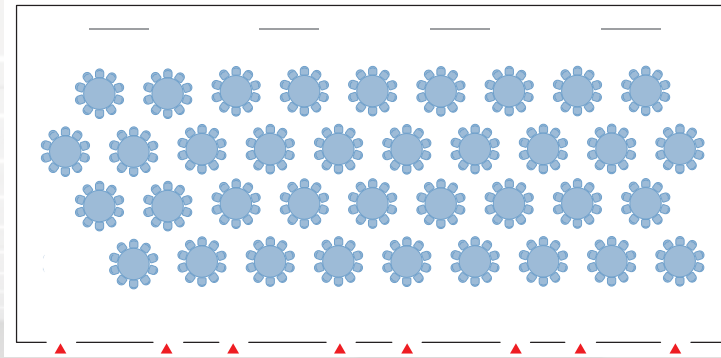
Layout usage examples

Table 1,800mm×600mm · Chair 500mm×500mm · Round table ϕ 1,800mm

L3~L6 (800m²) An integrated space consisting of Conference Rooms L3 to L6
School 375 seats




Party 370 seats



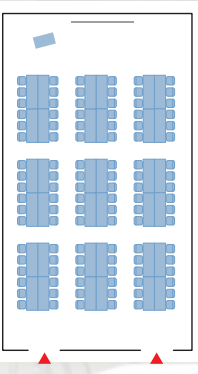
L1 (300m²) Conference Room L1

Party 130 seats



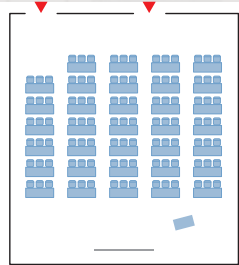
L4 (200m²) Conference Room L4

Island 108 seats



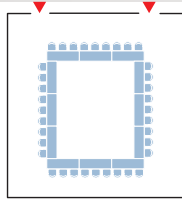
L2 (200m²) Conference Room L2

School 102 seats



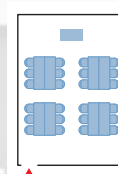
M2 (100m²) Conference Room M2

Square 36 seats



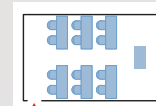
S4 (50m²) Conference Room S4

Island 24 seats



S2 (30m²) Conference Room S2

School 12 seats



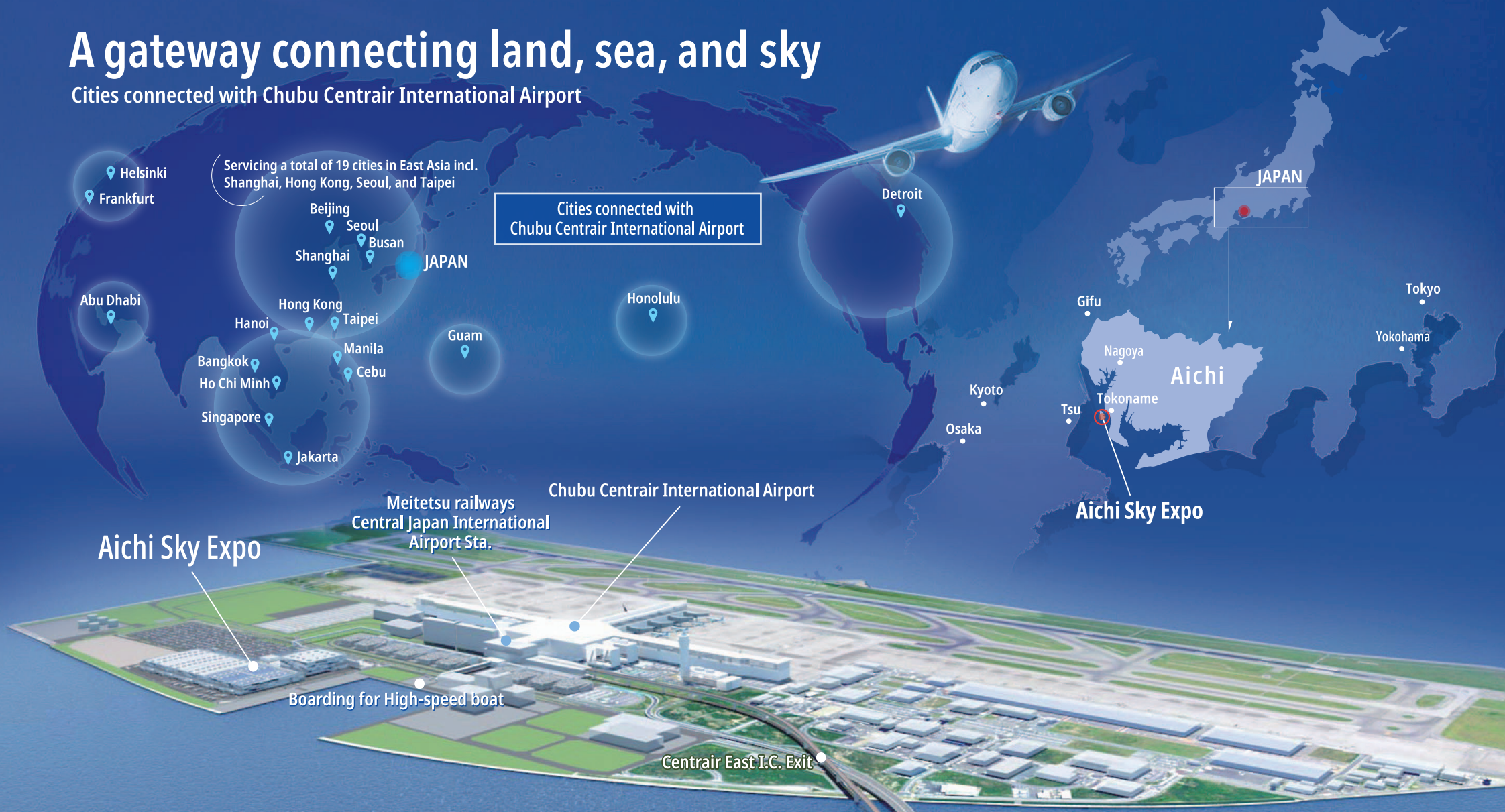
Conference Area data	
Total Floor Space	approx. 3,400m ²
Floor Specification	Carpet tension
Facilities	Storable screen (in some rooms)

※L3 to L6 can be used as a one room. (800㎡)

[illegible]

A gateway connecting land, sea, and sky

Cities connected with Chubu Centrair International Airport



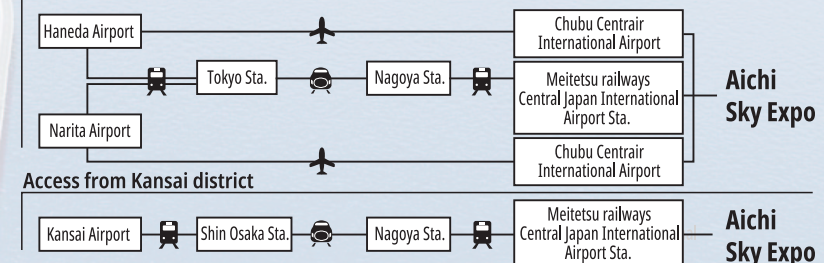
International



Travel time from world's major cities (as of March 2019)

Beijing	2:55	Singapore	6:20
Shanghai	2:05	Honolulu	9:20
Hong Kong	3:30	Guam	3:45
Taipei	2:30	Frankfurt	11:35
Seoul	1:25	Helsinki	9:35
Manila	3:45	Abu Dhabi	11:15
Bangkok	5:25	Detroit	13:45

Access from Kanto district



Convenient access for all with extensive transportation network

ACCESS Domestic



* Refer to the website of each means of transport for details on the times required.

AIR-PLANE	Haneda Narita Airport	✈ 60min	Chubu Centrair International Airport
	Fukuoka Airport	✈ 70min	
	Shinchitose Airport	✈ 110min	
TRAIN	Tokyo Sta.	Tokaido Shinkansen 100 min "μSky" Rapid Limited Express 28 min Limited Express 35 min Meitetsu railways	Meitetsu railways Central Japan International Airport Sta. 5 min on foot
	Shin Osaka Sta.	Tokaido Shinkansen 50 min Meitetsu railways	
CAR	From Nagoya City	Using toll road approx. 30 min Centrair East I.C. Exit approx. 1 min	

Aichi Sky Expo





For those considering exhibition of foreign products
Aichi Sky Expo is the only large permanent bonded exhibition center in Japan.



Advantages of a permanent bonded exhibition center

- Exhibitors may display items brought from overseas without going through complicated procedures associated with importing individual foreign products.
- Exhibitors may display foreign products without getting customs clearance or paying customs duties.



Tired of too many consultations?

Aichi Sky Expo



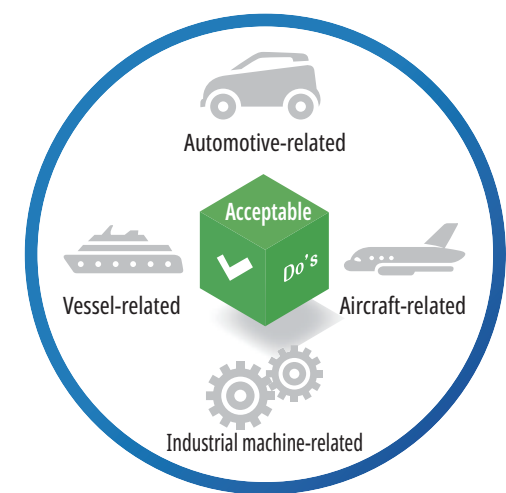
Easy steps!
It's easy with Aichi Sky Expo!

Conditions for holding a bonded exhibition

- Items must be re-exported from Japan after exhibition.
- Items may not be sold, consumed, given as presents or disposed of in Japan.
- Insurance and thorough cargo management are provided.
- Formal customs clearance is required when actually importing items into Japan.

※ Certain conditions apply in using the program, so please contact us each time.

Acceptable/non-acceptable items in bonded exhibitions



※ Items whose shapes, materials, mass, etc. do not change
※ Applicability is determined based on certain conditions



※ Items planned for sale, consumption or distribution in Japan.

KSA International Inc, specialists in the field, will handle bonded cargo for Aichi Sky Expo



First, feel free to contact Aichi Sky Expo

01



We handle your enquiries in person, by phone or email, or other means regarding temporary import bond, domestic/overseas transportation, and/or loading/unloading at the venue.
We develop the best plan tailored to your needs.

02



We make detailed adjustments to the conditions after presenting our answers and estimation for your enquiry.

03



We will conclude a master transaction with you after both parties confirm the transportation conditions and the contents of the agreement.

04



After conclusion of the agreement, we will make arrangements according to the period of event and the content of work.

KSA International

As a partner of Aichi Sky Expo, KSA International—Experts in temporary import bond procedures—provides support in handling your bonded cargo at the facility.

Company Profile

HP : <http://www.ksa.co.jp/>
Company Name : KSA International Inc.
Establishment : 1946
Head office : 13 Mibutakahi-cho, Nakagyo-ku, Kyoto-shi, Kyoto
Capital : 65 million yen
Employees : 220 as a group
Annual sales : 5.7 billion yen as a group
Services : Consigned freight forwarding business (overseas maritime transportation, international air, and automobile), customs clearance, and maritime insurance agency for overseas cargo
Licenses : Customs clearance, bonded warehouse, IATA agency, specified air transportation agency services provider, qualified to participate in bidding by any government ministries/agencies, AEO certified customs clearance services provider

Support for operation of events, academic conferences, and exhibitions

Transportation

- 400 sites in 80 countries
- Air, maritime, and land
- Door-to-Door service
- Coordinate shipping in local languages

Application

- Check import/export restrictions
- Prepare and submit documents to government agencies for you
- Swift customs clearance procedures
- Tax exemption support (carnet, government official customs clearance, etc.)

Setup

- Receive and temporarily store cargo at a warehouse
- Thorough management framework
- Reception, loading/unloading en bloc, and return
- Booth delivery, unpacking, and packing

Clients

- 34th World Ophthalmology Congress
- 2016 G7 Ise-Shima Summit
- 2016 Rio de Janeiro Olympic Games
- 50th Annual Meeting of the Asian Development Bank

- UNESCO World Conference on ESD
- 2017 Diet & Beauty Fair
- 2018 Tokyo Health Industry Show
- MEDTEC JAPAN
- ERMIS World Congress

- IFF MAGIC 2018
- Licensing Expo Japan
- 72nd World Foundry Congress and more



Contact



Aichi International Convention & Exhibition Center Co., Ltd.

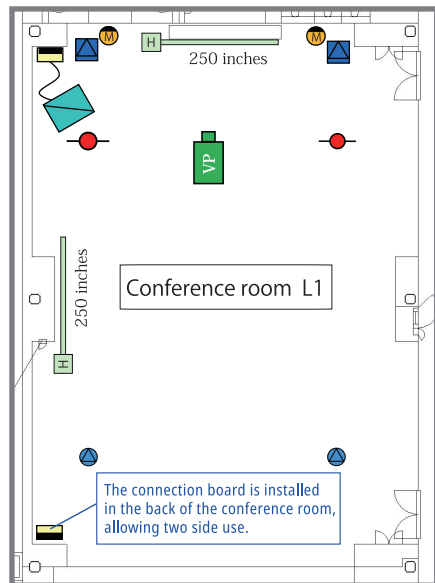
5-25-25 Sakae, Naka-ku, Nagoya-shi, Aichi 〒460-0008, Japan

TEL+81(0)52-265-7840 FAX+81(0)52-265-7841 <https://www.aichiskyexpo.com>

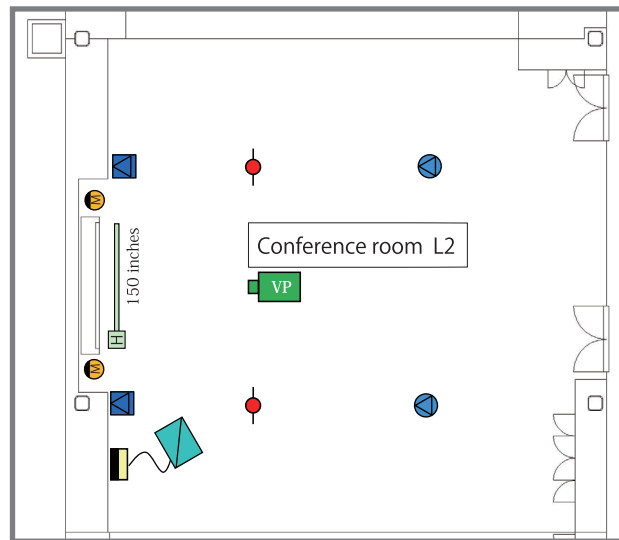
Audio-visual Equipment in Conference Rooms L1, L2, M1, and M2 to M5

Equipment placement map

L1



L2



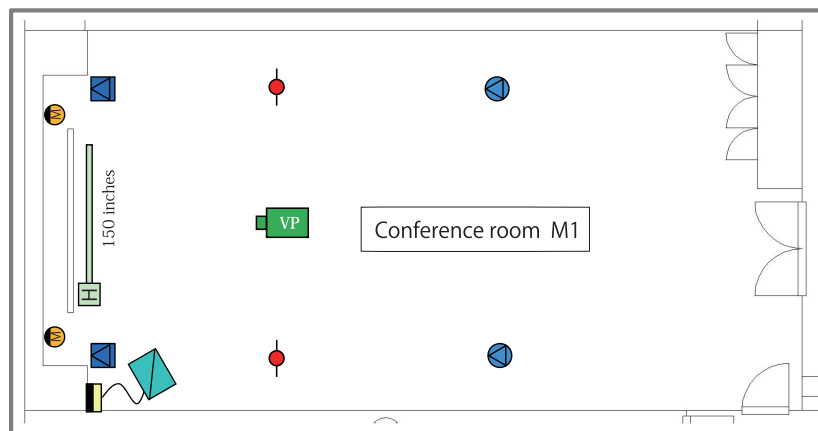
【Equipment configuration】

- *A movable equipment storage table (operating table) that can be used as a podium for the speaker is permanently installed.
- *Two outlets for wired microphones are installed on the wall, which allows the use of two wired microphones at the same time.
- *A video projector and main and sub speakers are installed on the ceiling.
- *The brightness of the video projector is 10,000lm, which allows the projection of a clear image.
- *The electrically-powered screen for conference room L1 is 250 inches, and the screens for conference rooms L2 and M1 to M5 are 150 inches. The bottom of each screen is installed at a height of 1,200 mm from the floor, so that all of seated audience can see the entire image even from the back of the room.

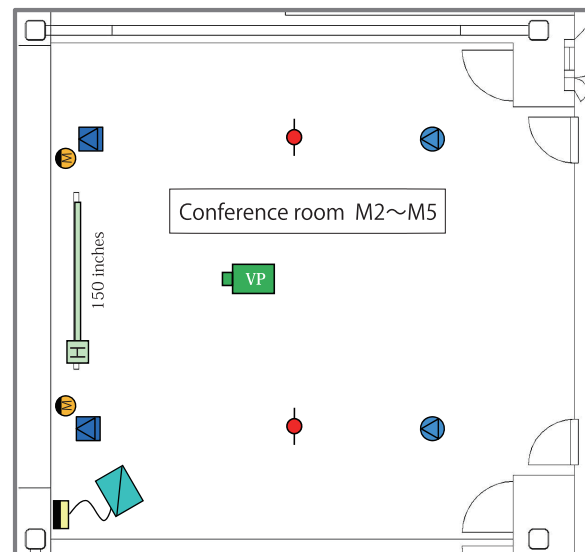
【Functions of the equipment storage table (operating table)】

- The speaker can operate the following procedures from the equipment storage table (operating table).
- *Videos from a laptop computer brought in by the presenter can be projected through a video projector. The video can be switched from the table as well.
 - *The same content projected on the electrically-powered screen can be shown on sub displays. The audio from the video equipment can be amplified through main and sub speakers.
 - *The audio can be amplified, using wireless and wired microphones.

M1



M2~M5



Legend	
	Equipment storage table (operating table)
	Main speaker
	Sub speaker
	Microphone outlet
	Video projector
	Electrically-powered screen
	Wireless antenna

Audio-visual Equipment in Conference Rooms L3 to L6

Equipment placement map

【Audio-visual equipment】

The audiovisual equipment in L3-L6 conference rooms can be configured according to the set-up: individual or combined use.

<Usage patterns>

1. Combined use of 4 rooms
2. Combined use of 3 rooms
3. Combined use of 2 rooms
4. Use of 1 room

【Equipment configuration】

The following equipment is installed in each conference room.

- *A movable equipment storage table (operating table) that can be used as a podium for the speaker is permanently installed.
- *Two outlets for wired microphones are installed on the wall, which allows the use of two wired microphones at the same time.
- *A video projector and main and sub speakers are installed on the ceiling.
- *The brightness of the video projector is 10,000lm, which allows projection of a crisp image.
- *The bottom of a 250-inch electrically-powered image is installed at a height of 1,200 millimeters from the floor, making the entire projected visual visible from the back of the room when the audience is seated.
- *Movable sub displays, showing the same content as the main screen, can be installed on the right and on the left of the screen, making the content more visible from the back of the room. (4 sub displays can be installed when all 4 rooms are used.)

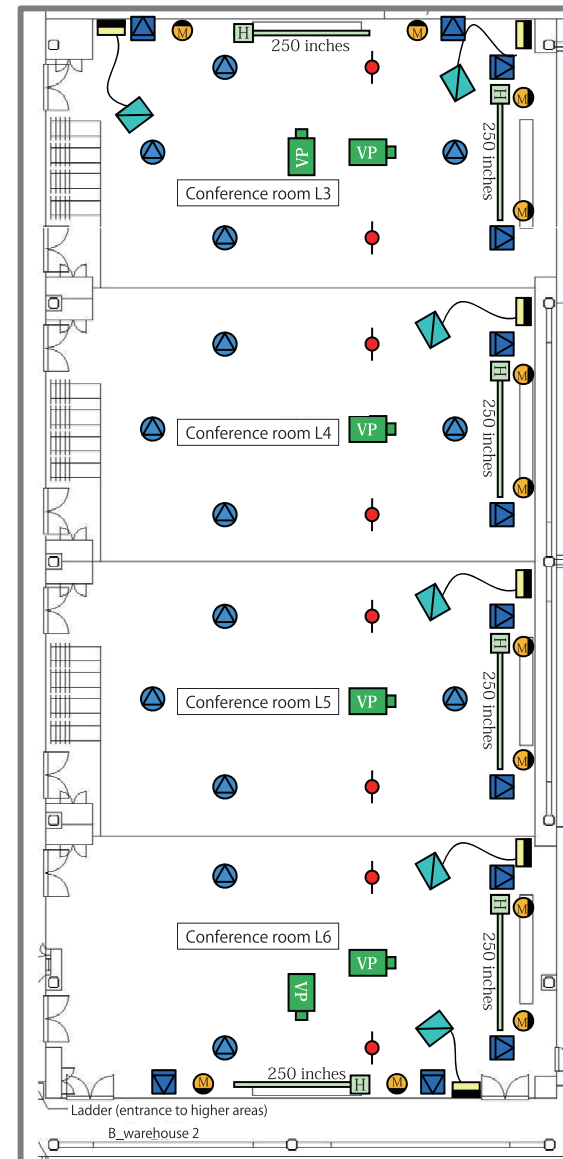
【Functions of the equipment storage table (operating table)】

The speaker can operate the following procedures from the equipment storage table (operating table).

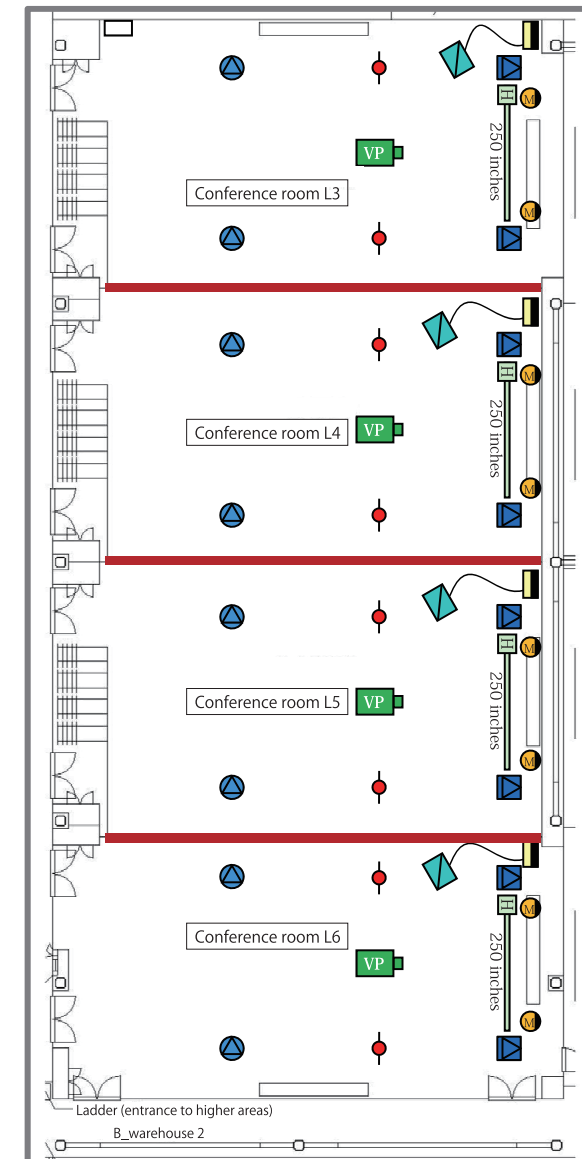
- *Videos from a laptop computer brought in by the presenter can be projected through a video projector. The video can be switched from the table as well.
- *The same content projected on the electrically-powered screen can be shown on sub displays. The audio from the video equipment can be amplified through main and sub speakers.
- *The audio can be amplified, using wireless and wired microphones.

Legend			
	Equipment storage table (operating table)		Video projector
	Main speaker		Electrically-powered screen
	Sub speaker		Wireless antenna
	Microphone outlet		

All equipment placement map



Equipment placement map for individual use of the rooms

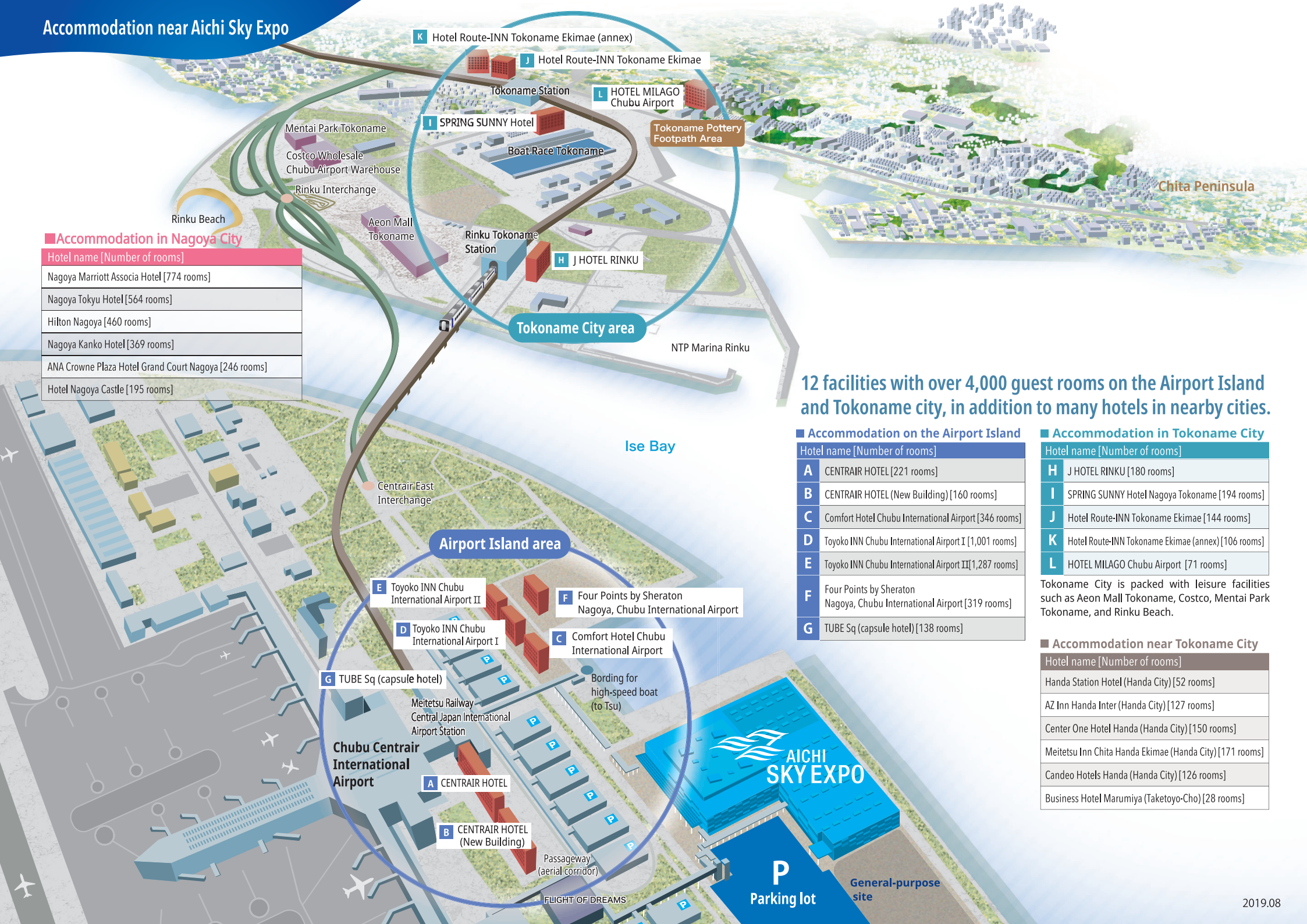


[Number of microphones available for use]

*Wireless microphones: 2 per room

*Wired microphones: 2 per room

Accommodation near Aichi Sky Expo



Accommodation in Nagoya City

Hotel name [Number of rooms]

Nagoya Marriott Associa Hotel [774 rooms]

Nagoya Tokyu Hotel [564 rooms]

Hilton Nagoya [460 rooms]

Nagoya Kanko Hotel [369 rooms]

ANA Crowne Plaza Hotel Grand Court Nagoya [246 rooms]

Hotel Nagoya Castle [195 rooms]

12 facilities with over 4,000 guest rooms on the Airport Island and Tokoname city, in addition to many hotels in nearby cities.

Accommodation on the Airport Island

Hotel name [Number of rooms]

A CENTRAIR HOTEL [221 rooms]

B CENTRAIR HOTEL (New Building) [160 rooms]

C Comfort Hotel Chubu International Airport [346 rooms]

D Toyoko INN Chubu International Airport I [1,001 rooms]

E Toyoko INN Chubu International Airport II [1,287 rooms]

F Four Points by Sheraton Nagoya, Chubu International Airport [319 rooms]

G TUBE Sq (capsule hotel) [138 rooms]

Accommodation in Tokoname City

Hotel name [Number of rooms]

H J HOTEL RINKU [180 rooms]

I SPRING SUNNY Hotel Nagoya Tokoname [194 rooms]

J Hotel Route-INN Tokoname Ekimae [144 rooms]

K Hotel Route-INN Tokoname Ekimae (annex) [106 rooms]

L HOTEL MILAGO Chubu Airport [71 rooms]

Tokoname City is packed with leisure facilities such as Aeon Mall Tokoname, Costco, Mentai Park Tokoname, and Rinku Beach.

Accommodation near Tokoname City

Hotel name [Number of rooms]

Handa Station Hotel (Handa City) [52 rooms]

AZ Inn Handa Inter (Handa City) [127 rooms]

Center One Hotel Handa (Handa City) [150 rooms]

Meitetsu Inn Chita Handa Ekimae (Handa City) [171 rooms]

Candeo Hotels Handa (Handa City) [126 rooms]

Business Hotel Marumiya (Taketocho-Cho) [28 rooms]

Accommodation list near Aichi Sky Expo

A CENTRAIR HOTEL 221 guest rooms



<https://www.meitetsu-gh.co.jp/centrairhotel/>
1-1 Centrair, Tokoname City
TEL:0569-38-1111

Located just 100 meters from Central Japan International Airport Station and 130 meters from the airport check-in counter.

B CENTRAIR HOTEL (New Building) 160 guest rooms



<https://www.meitetsu-gh.co.jp/centrairhotel/>
1-1 Centrair, Tokoname City
TEL:0569-38-1111

Located just 100 meters from Central Japan International Airport Station and 130 meters from the airport check-in counter.

C Comfort Hotel Chubu International Airport 346 guest rooms



<https://www.choice-hotels.jp/hotel/centrair/>
4-2-3 Centrair, Tokoname City
TEL:0569-38-7211

3 minutes on foot from Central Japan International Airport Station.
Parking is free for the first 24 hours.


D Toyoko INN Chubu International Airport I 1,001 guest rooms



<https://www.toyoko-inn.com/search/detail/00148/>
4-2-5 Centrair, Tokoname City
TEL:0569-38-0045

7 minutes on foot from Central Japan International Airport Station. Free shuttle bus service is available between the airport and the hotel.

E Toyoko INN Chubu International Airport II 1,287 guest rooms



<https://www.toyoko-inn.com/search/detail/00301>
4-2-5 Centrair, Tokoname City
TEL:0569-38-2045

7 minutes on foot from Central Japan International Airport Station. Free shuttle bus service is available between the airport and the hotel.

F Four Points by Sheraton Nagoya, Chubu International Airport 319 guest rooms



<https://www.marriott.co.jp/hotels/travel/ngofp-four-points-nagoya-chubu-international-airport/>
4-10-5 Centrair, Tokoname City
TEL:0569-84-8888

Free airport shuttle service available.

G TUBE Sq (capsule hotel) 138 guest rooms



<https://tubesq.jp/>
1-1 Centrair, Tokoname City
TEL:0569-84-0700

Can be used for taking a rest, a nap and a shower, as well as standard accommodation service.

H J HOTEL RINKU 180 guest rooms



<https://www.j-hotel-rinku.com/>
3-2-1 Rinku-cho, Tokoname City
TEL:0569-38-8320

Free parking for 8 days! (including the day of your stay)
After that, the parking fee is 1,000 yen per day.

I SPRING SUNNY Hotel Nagoya Tokoname 194 guest rooms



<https://www.springsunny.jp/nagoyatokoname/>
3-174-1 Shinkai-cho, Tokoname City
TEL:0569-36-1600

1 minute on foot from Meitetsu Tokoname Station.
3 minutes by car from Tokoname Interchange and Rinku Interchange.

J Hotel Route-INN Tokoname Ekimae 144 guest rooms



https://www.route-inn.co.jp/hotel_list/aichi/index_hotel_id_81/
2-73 Koiehonmachi, Tokoname City
TEL:0569-36-3511

3 minutes on foot from Tokoname Station.
5 minutes by car from Tokoname Interchange.

K Hotel Route-INN Tokoname Ekimae (annex) 106 guest rooms



https://www.route-inn.co.jp/hotel_list/aichi/index_hotel_id_81/
2-73 Koiehonmachi, Tokoname City
TEL:0569-36-3511

15 minutes on foot from Tokoname Station.
5 minutes by car from Tokoname Interchange.

L HOTEL MILAGO Chubu Airport 71 guest room



<https://milago-chubu.com/>
1-80 Segi-cho, Tokoname City
TEL:0569-47-9600

15 minutes on foot from Tokoname Station.
12 minutes by car from Tokoname on Chita Cross Road.
Free parking available.

Handa Station Hotel 52 guest rooms



<http://www.nande.com/handa/>
511 Miyaji-cho, Handa City
TEL:0569-23-3222

1 minute on foot from Sumiyoshi Station.
Free parking for 30 cars (large cars require fee).

AZ Inn Handa Inter 127 guest rooms



<http://www.ace-az-inn.com/handa/>
6-216-1 Miyamoto-cho, Handa City
TEL:0569-21-3388

Free transportation service is available between the hotel and the nearest station when the reservation is took at least one day before your arrival.

Center One Hotel Handa 150 guest rooms



<https://www.greens.co.jp/handa/>
1-124-2 Kosei-cho, Handa City
TEL:0569-21-6555

5 minute on foot from Meitetsu Chita Handa Station.
Free parking available.

Meitetsu Inn Chita Handa Ekimae 171 guest rooms



<https://www.m-inn.com/chita/guide/>
1-120-2 Kosei-cho, Handa City
TEL:0569-23-3434

1 minute on foot from Chita Handa Station.

Candeo Hotels Handa 126 guest rooms



<https://www.candehotels.com/handa/>
1-50-8 Tenno-cho, Handa City
TEL:0569-25-0331

2 minutes on foot from Chita Handa Station.

Business Hotel Marumiya 28 guest rooms



<http://hotel-marumiya.com/>
30 Kasamatsu Fuki, Taketoyo-cho, Chita District
TEL:0569-72-1088

Free parking available.

Guidance Map for Parking

Guide to the Parking Lot

Parking fee	Vehicle type (Height limit 2.7m)	Fee		Maximum occupancy
		Per hour	Up to 24 hours	
			Visitors Non-visitors	
	Regular car	300 yen	800 yen 1,600 yen	Private Vehicles 3,447 units (For large vehicles) 63 units (For disabled persons) 40 units (For need assistance) 3 units
	Large car	1,000 yen	1,900 yen 5,000 yen	
	Motorcycle	100 yen	500 yen 500 yen	30units

* 50% discount fee is applied by presenting a disability certificate. Large vehicle means large passenger cars with a height of 2.5m or higher.

Taxis

■ Meitetsu Chita Taxi . . . 0569-37-1112 ■ Sanrei Taxi 0569-37-1122
 ■ Shachi Daiichi Kotsu . . . 052-604-2323 ■ Chita Tsubame Taxi . . . 052-604-8183
 ■ Anzen Taxi 0569-21-0685

Pass the first traffic light, and go straight for 1.5 kilometers.



Centrair East

Exit the highway at "Centrair East Interchange", following the left lane.



Centrair East Interchange is the first interchange after passing the tollgate.

1. Please, assign guiding and security staff for car and pedestrian flows.
2. Traffic guidance is one of the most important procedures to ensure the security and the smooth circulation of visitors not only at Aichi Sky Expo but also on the Airport Island.
Organizers must make sure of the smooth circulation with the consultation of our operation team and should submit the traffic plan in advance.
3. In case of inappropriate street parking, we may request you to move the vehicle. Please make sure to guide and inform the exhibitors, visitors, and the people involved in the event so that the parking lot is used properly.
4. If you need more parking space for your event, please request the usage of the general-purpose site or arrange other temporary parking space.

Four Points by Sheraton
Nagoya Chubu International Airport

Toyoko INN Chubu International Airport I
Toyoko INN Chubu International Airport II

Comfort Hotel Chubu
International Airport

Bording for
high-speed boat
(to Tsu)

Service
vehicles gate

Meitetsu Railways Central Japan
International Airport Station

Access Plaza

CENTRAIR HOTEL
CENTRAIR HOTEL (New Building)

Chubu Centrair
International Airport
Terminal 1

FLIGHT OF
DREAMS
787

Terminal 2
(Opening in September 20, 2019)

General-purpose site

Centrair South

P
(Opening in
December 2019)




- Orange arrow: Incoming route to Aichi Sky Expo's parking lot
- Green arrow: Outgoing route from Aichi Sky Expo's parking lot
- Purple arrow: Service vehicles gate

Guidance Map for pedestrians

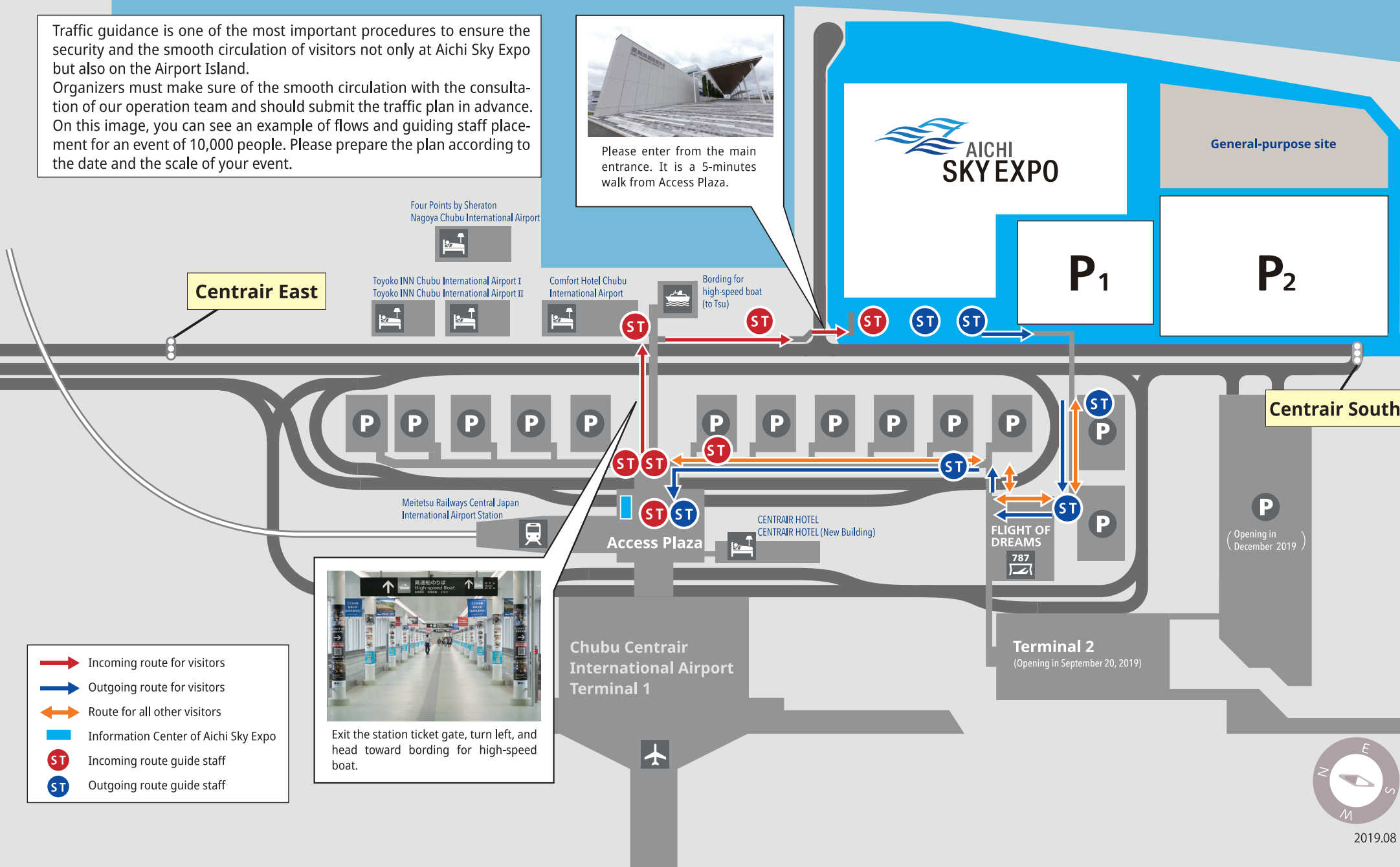
Guide for Incoming & Outgoing

Traffic guidance is one of the most important procedures to ensure the security and the smooth circulation of visitors not only at Aichi Sky Expo but also on the Airport Island.

Organizers must make sure of the smooth circulation with the consultation of our operation team and should submit the traffic plan in advance. On this image, you can see an example of flows and guiding staff placement for an event of 10,000 people. Please prepare the plan according to the date and the scale of your event.



Please enter from the main entrance. It is a 5-minutes walk from Access Plaza.



Food court & Cafe

F&B service

Aichi Sky Expo makes your event a success by adapting to its particularities and needs.

285 seats in the food court with a direct access from mall, are open to all of visitors at Aichi Sky Expo. Two cafes are also available to buy take-away food, drinks and snacks. You can access to the cafe from mall and from halls C and E, so that it can be used as an event F&B solution.

Opening dates and hours can be adapted according to the event schedule.

Food court and Cafe are managed by our partner, CEZARS KITCHEN.

CEZARS
KITCHEN

CEZARS KITCHEN provides catering service in Asia for 20 years. Founded in Japan, the company's offices are now situated all over the world in Japan, Malaysia, South Korea, and Singapore. Head office is located in Nagoya, while regional office and central kitchen are situated in Minato-ku, Tokyo. Staff speak both Japanese and English. Since 5 shops out of 20 Japanese shops are situated in Nagoya area, CEZARS KITCHEN makes the most of local know-how to support Aichi Sky Expo.




Catering and other F&B services for events

F&B service

F&B is one of the most important factors for the success of your event.

Aichi Sky Expo team, together with partners, will be happy to offer an adapted solution for your event.

We can organize welcome drinks, cocktail parties, coffee breaks, gala dinners, and also provide food-trucks, take-away and other options, to adapt to your needs. With our dedicated F&B coordinator, Aichi Sky Expo with partners can easily meet organizers', exhibitors' and visitors' expectation for high quality services.



CEZARS offers unique catering. We can adapt to your needs and provide any type of service from breakfast for small meetings to a large dinner for 200 people.



As global hospitality solutions provider KOFLEER GROUP operates stadiums and sport arenas, exclusive international event locations, restaurants, cafes and the exclusive Airport Club Frankfurt. Founded 1991 in Germany by KP Kofler, the company benefits from its expertise in realization of exclusive catering and sports hospitality concepts according to its approach "SATISFYING ALL SENSES".



lunch

tea

dinner

At ALICE DINING, you can taste French cuisine, fusion of tradition and creativity, produced by one of the most famous French cuisine chefs in Japan, Yutaka Ishinabe. He adds his original touch and innovates with French traditional cuisine. Enjoy your dish with the view of Ise Bay and airplanes.



東海移動販売車組合
Food Trucks – Kitchen Car

Contact

You can check detailed information on our website. Please, contact the address below if you need other documents about Aichi Sky Expo's F&B services.

Aichi Sky Expo F&B coordinator foodbeverage@aichiskyexpo.com TEL: 080-2605-8605

愛知国際会議展示場株式会社

Aichi International Convention & Exhibition Center Co., Ltd.